




# At Home

## Conversation Time

A. CD2 50 Listen and repeat.

B. CD2 51 Listen and point to the speakers.

C. Role-play the conversation with two other students.



D. CD2 52 Review. Listen and repeat.




What are you looking for?

My sunscreen! I can't find it.

Don't worry. I'll help you look for it.

Okay. Thanks.

**A.**  <sup>CD2</sup><sub>53</sub> Listen and repeat.



- |             |                |
|-------------|----------------|
| 1. bathroom | 2. dining room |
| 3. bedroom  | 4. yard        |
| 5. hall     | 6. living room |
| 7. kitchen  | 8. basement    |

**B.** Point and say the words.

**C.**  <sup>CD2</sup><sub>54</sub> Listen and point.

**D.** Write the words.  
(See pages 70–74.)



**A.**  **CD2 55** Listen and repeat. 

Was she  
Were they

in the yard?


Yes,

she was.  
they were.

No,


she wasn't. She was  
they weren't. They were

in the hall.

**B.**  **CD2 56** Listen and repeat. Then practice with a partner.

1. they/bathroom?

Yes




2. she/living room?

No/kitchen



3. it/basement?

Yes



4. they/dining room?

Yes



5. he/hall?

Yes



6. you/kitchen?

No/living room




7. you/bedroom?

Yes





8. she/yard?








No/basement








**C.** Look at page 54. Point to the picture and practice with a partner.

**D.**  **CD2 57** **SONG**  Listen and sing along. (See "Were You in the Living Room?" on page 68.)

A.  <sup>CD2</sup><sub>58</sub> Listen and repeat. 


	 <b>flag</b>  <b>fly</b>	 <b>play</b>  <b>plum</b>	 <b>sleep</b>  <b>slide</b>
---	---	--	--

B.  <sup>CD2</sup><sub>59</sub> Listen and circle **fl**, **pl**, or **sl**.

1.  <b>fl pl sl</b>	2.  <b>fl pl sl</b>	3.  <b>fl pl sl</b>	4.  <b>fl pl sl</b>	5.  <b>fl pl sl</b>
---	--	--	---	--

C. Read the sentences.

- The fly and the flea float on the flag.
- The plums play on the plate.
- The slug sleeps on the slide.



D.  <sup>CD2</sup><sub>60</sub> Listen and write **fl**, **pl**, or **sl**.

1. \_\_\_\_ ow    2. \_\_\_\_ ow    3. \_\_\_\_ ake    4. \_\_\_\_ eeve    5. \_\_\_\_ at